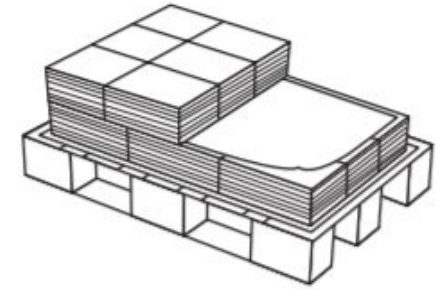
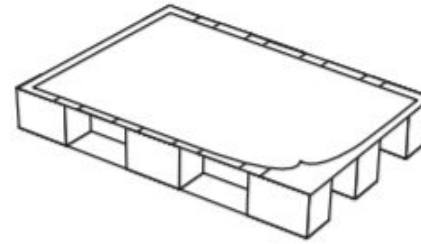
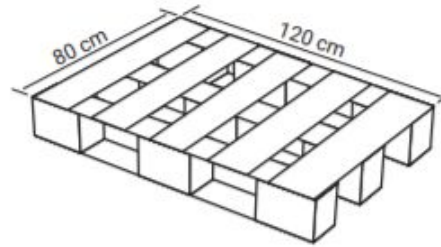
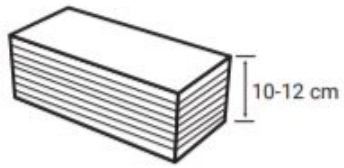


Stack and pallet requirements

for the delivery of inserts in
magazines/seals





Packet height

- The packet height must be 10 to 12 cm
- Make sure that all packets on one single pallet layer are of equal height

No packaging

- Do not bind the separate packets together or pack them in film
- Binding the packets may damage the brochures and cause delays in finishing the magazine

Use stable Euro pallets

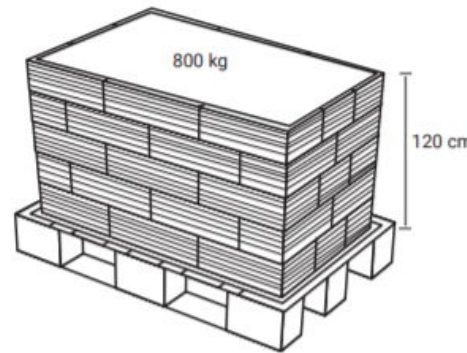
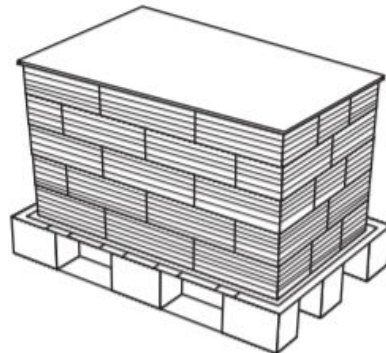
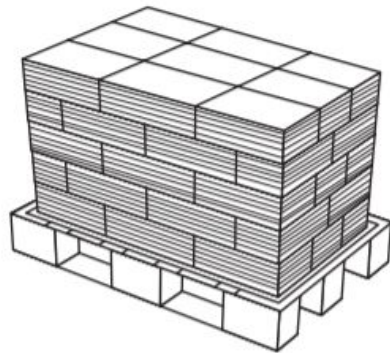
- Recommended pallet dimensions: 80 cm x 120 cm
- For smooth handling, it must be possible to handle the pallets on four sides with a pallet truck or forklift truck

Protective layer on the pallets

- Put a firm sheet of cardboard on each pallet to keep the bottom layer free of dirt or damage
- You should also provide a plastic film if the pallet is wet

Protective layer between the pallet layers

- There should be a sheet of cardboard between the pallet layers
- This increases the stability when stacking the packets



Pallet weight: max. 800 kg

- A pallet weighing more than 800 kg can no longer be handled using a pallet truck

Pallet height: max. 120 cm

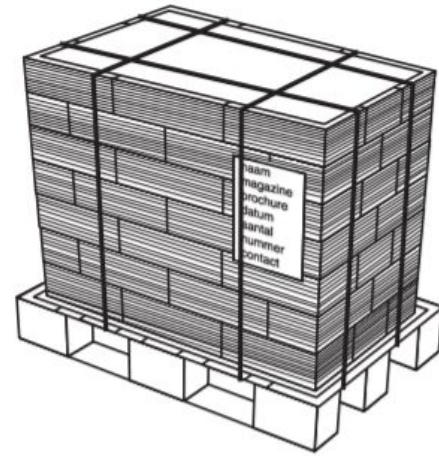
- A loading height of more than 120 cm will cause problems when removing manually and will jeopardise the pallet's stability

Rectilinear stacking

- Stack the packets as close to each other as possible
- The packets may not protrude from the sides of the pallet
- Rectilinear stacking reduces the chance of damaging the brochures

Protective layer on the top of each pallet

- If the pallets are not stacked on top of each other, you only need to protect the top of each packet with a sheet of cardboard
- You should protect the top of stacked pallets with a wooden board



Identification sheets

- Please affix an identification sheet to two sides of each pallet, with the following information:
 - Name of the magazine + edition
 - Indication of the insert
 - Insertion date
 - Total number of inserts supplied
 - Number of inserts on the pallet
 - Number of inserts per bundle
 - Pallet number
 - Total pallet weight
 - Name (contact person, address and telephone number of the printer)

Bind the packet or wrap it in film

We recommend you apply two straps in each direction so as to distribute the pressure and to ensure the stability of the stacked brochures

- Each supply of material should be accompanied by a delivery note containing at least the following details: client, advertiser's name, date and title of the magazine in which the material is to be used, name of the theme and a reference to the corresponding order number
- The supplier is responsible for the delivery and the accuracy of the inserts
- Delivery address: depending on the magazine. Contact us.